

BORON HOLE DRILLING CALCULATOR - for injection paste, injection gel and Boron Rods

1. INJECTION HOLES – 10mm diameter, to be blown or vacuumed clean
2. DEPTH OF HOLES – to within 15mm of the opposing face
3. HOLES PER METRE – 8.33 at 120mm maximum centres
4. MAXIMUM SPACING OF HOLES – 120mm along the grain direction
- 75mm across the grain
5. EDGE LIMITS – leave at least 15mm of timber at edges and ends to avoid splitting
6. STRUCTURAL STRENGTH – consult an Engineer to ensure that the proposed drilling will not significantly weaken the structure – we can provide the names of suitable Engineers

METHOD A - DRILLING INTO THE FACE (WIDE SIDE) OF A TIMBER

TIMBER SIZE (METRIC)	HOLE DEPTH	ROWS	CC/METRE RUN	METRES PER CARTRIDGE (380)
4" X 2" (100x50)	35mm	1	23	16.5
5" x 2" (125x50)	35mm	2	46	8.3
6" x 2" (150x50)	35mm	2	46	8.3
7" x 2" (175x50)	35mm	2	46	8.3
8" x 3" (200x75)	60mm	3	118	3.2
9" x 3" (225x75)	60mm	3	118	3.2
10" x 3" (250x75)	60mm	3	118	3.2
12" x 3" (300x75)	60mm	4	158	2.4


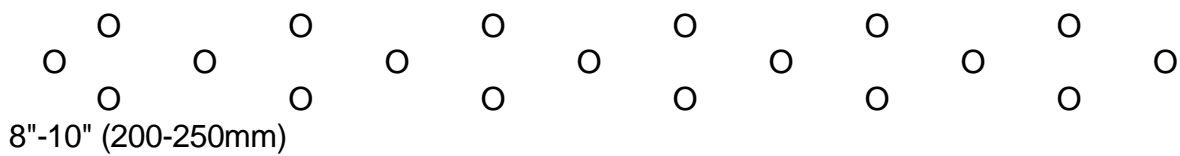
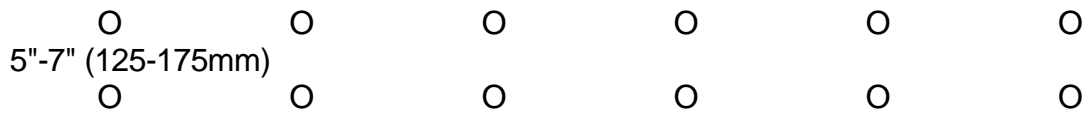
METHOD B - DRILLING INTO THE EDGE (NARROW SIDE) OF A TIMBER

TIMBER SIZE (METRIC)	HOLE DEPTH	ROWS	CC/METRE RUN	METRES PER CARTRIDGE (380)
4" X 2" (100x50)	85mm	1	56	6.7
5" x 2" (125x589)	110mm	1	72	5.2
6" x 2" (150x50)	135mm	1	89	4.2
7" x 2" (175x50)	160mm	1	105	3.6
8" x 3" (200x75)	185mm	1	122	3.1
9" x 3" (225x75)	210mm	1	138	2.7
10" x 3" (250x75)	235mm	1	154	2.4
12" x 3" (300x75)	285mm	1	187	2.0

BORON HOLE DRILLING PATTERNS - for injection paste, injection gel and Boron Rods

METHOD A - DRILLING INTO THE FACE

120MM SPACING ALONG THE GRAIN - 50MM IN FROM EACH END



METHOD B - DRILLING INTO THE EDGE

120MM SPACING ALONG THE GRAIN - 50MM IN FROM EACH END

